

**SAN DIEGO LAFCO** **SanGIS**  
*We Have San Diego Covered!*

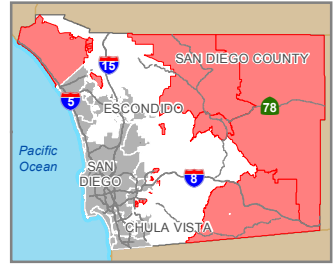
THIS MAP/DATA IS PROVIDED WITHOUT WARRANTY OF ANY KIND, EITHER EXPRESS OR IMPLIED, INCLUDING BUT NOT LIMITED TO, THE IMPLIED WARRANTIES OF MERCHANTABILITY AND FITNESS FOR A PARTICULAR PURPOSE.

Copyright SanGIS 2009 - All Rights Reserved. Full text of this legal notice can be found at: [http://www.sangis.org/Legal\\_Notice.htm](http://www.sangis.org/Legal_Notice.htm)  
 Created by Dieu Ngu -- 1/10/2018

**2016 DUC Annual Median Household Income**

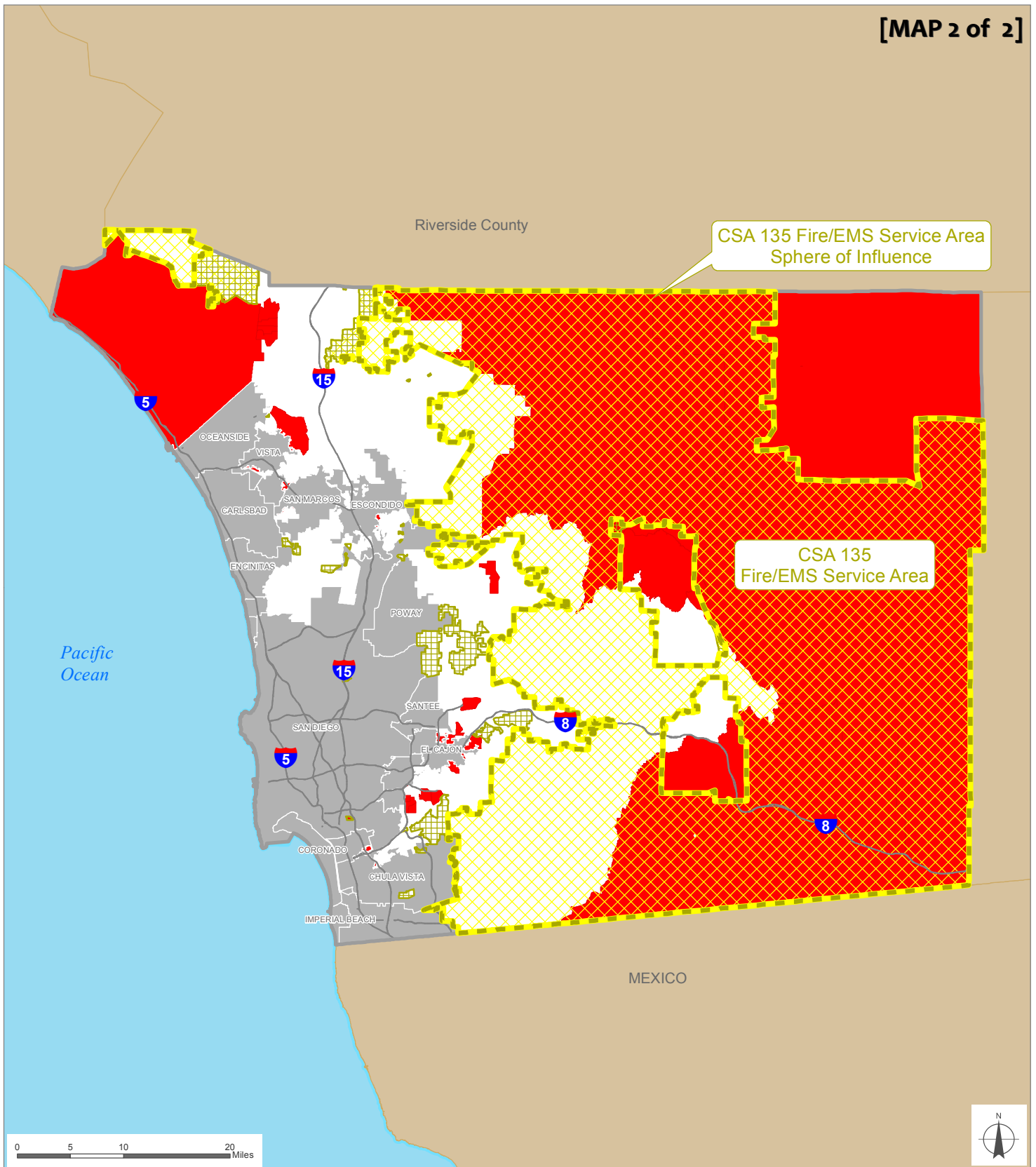
■ Qualifying Census Tracts (\$54,191 or less)

The 2016 1-year Statewide Annual Median Household Income (AMHI) is \$67,739. A Qualifying DUC has an AMHI that is 80% or less than the Statewide AMHI. Shown on this map are Census Tracts with a median household income of \$54,191 or less. Source: 2016 American Community Survey, U.S. Census Bureau.




# 2016 Disadvantaged Unincorporated Communities (DUC):CSA No. 135 Fire/EMS Service Area

[MAP 2 of 2]



CSA 135 Fire/EMS Service Area Sphere of Influence

CSA 135 Fire/EMS Service Area



**SAN DIEGO LAFCO** **SanGIS**  
*We Have San Diego Covered!*

THIS MAP/DATA IS PROVIDED WITHOUT WARRANTY OF ANY KIND, EITHER EXPRESS OR IMPLIED, INCLUDING BUT NOT LIMITED TO, THE IMPLIED WARRANTIES OF MERCHANTABILITY AND FITNESS FOR A PARTICULAR PURPOSE.

Copyright SanGIS 2009 - All Rights Reserved. Full text of this legal notice can be found at: [http://www.sangis.org/Legal\\_Notice.htm](http://www.sangis.org/Legal_Notice.htm)

Created by Dieu Ngu -- 1/10/2018

**2016 DUC Annual Median Household Income**

■ Qualifying Census Tracts (\$54,191 or less)

The 2016 1-year Statewide Annual Median Household Income (AMHI) is \$67,739. A Qualifying DUC has an AMHI that is 80% or less than the Statewide AMHI. Shown on this map are Census Tracts with a median household income of \$54,191 or less. Source: 2016 American Community Survey, U.S. Census Bureau.

